

Instructions

1. All the pieces in this project are used to tell the story of "The Leprechaun's Hat Trick". Download that file, and the story appears in a fun and interactive way to read to children. After all the pieces are made, you can introduce each one to the children by name. Then as you read the story, hold up the piece when you come to its icon in the story and have the children call out its name.
To create the pieces, use the pegboards indicated. If you are using a clear pegboard, slide the actual-size pattern underneath it. Now, place all the beads for the design.
2. Cover the completed design with the ironing paper. Keeping the iron level, gently iron the beads in a circular motion for about 10 seconds to fuse the beads evenly. Ironed properly, the beads will still have an open center.
3. Once the design is cool, peel off the ironing paper. Lift your design from the pegboard; flip the design over and repeat step #2. Your pegboard and ironing paper are reusable.

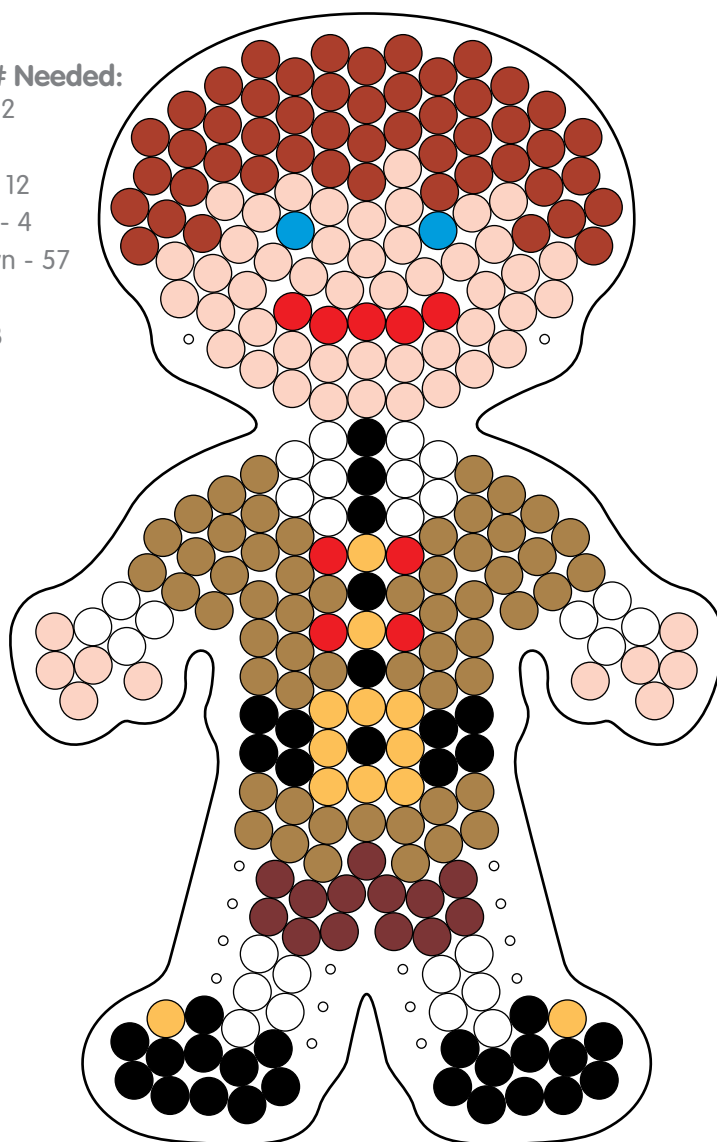
Patrick / Young Boy

Use the large boy pegboard



Bead Color/# Needed:

-  Peach - 102
-  Red - 14
-  Cheddar - 12
-  Light Blue - 4
-  Light Brown - 57
-  Rust - 100
-  Brown - 13
-  Black - 36
-  White - 28

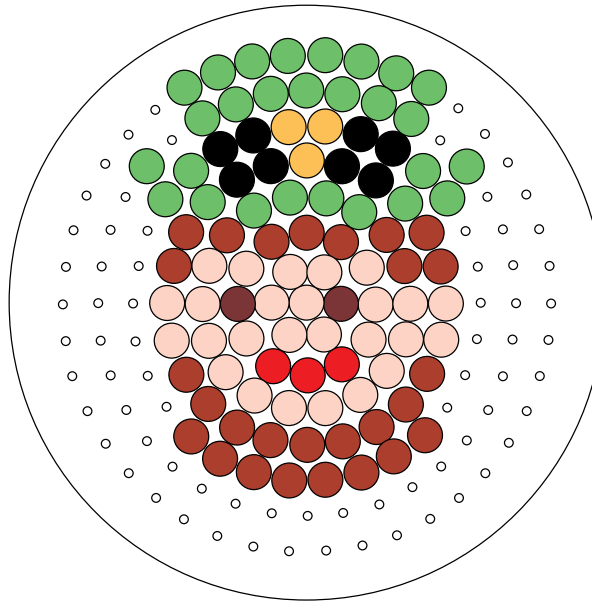


For the Patrick story piece, create the same as above, but only make the head.

Continued on next page

Leprechaun #1

Use the small circle pegboard



Bead Color/# Needed:

-  Peach - 26
-  Red - 3
-  Cheddar - 6
-  Green - 50
-  Rust - 27
-  Brown - 2
-  Black - 16

For the Hat story piece, just make the hat portion of the pattern shown above.

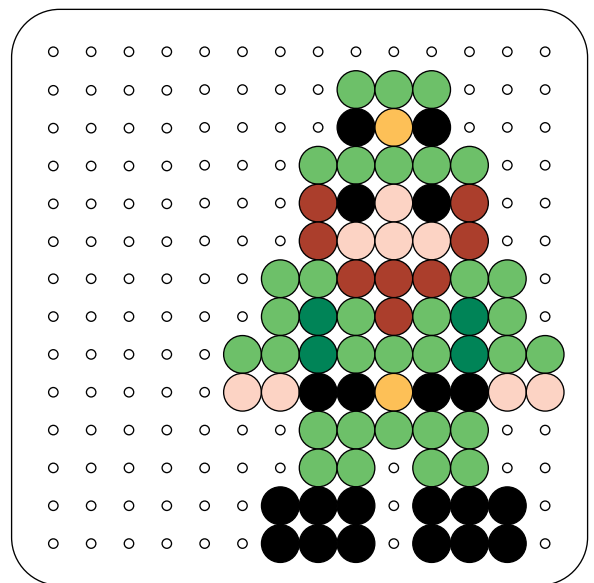
Leprechaun #2

Use the small square pegboard



Bead Color/# Needed:

-  Peach - 8
-  Cheddar - 2
-  Green - 32
-  Dark Green - 4
-  Rust - 8
-  Black - 20



Continued on next page

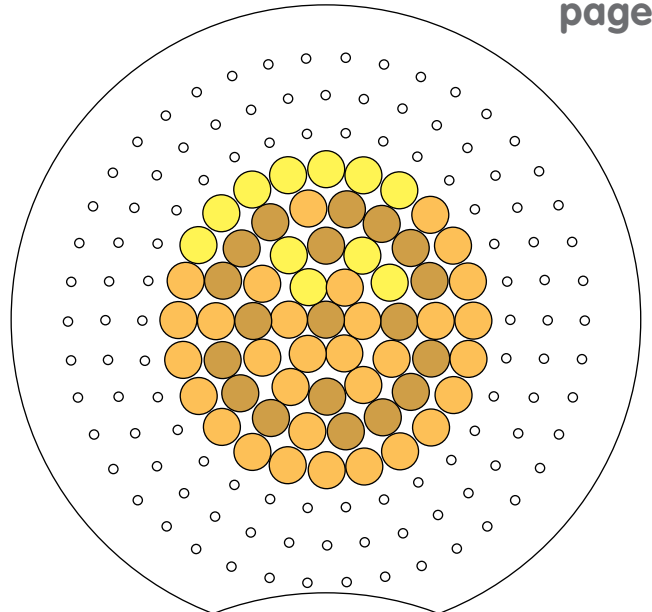
Coin

Use the small circle pegboard




Bead Color/# Needed:

- Yellow - 11
- Cheddar - 31
- Gold Metallic - 19



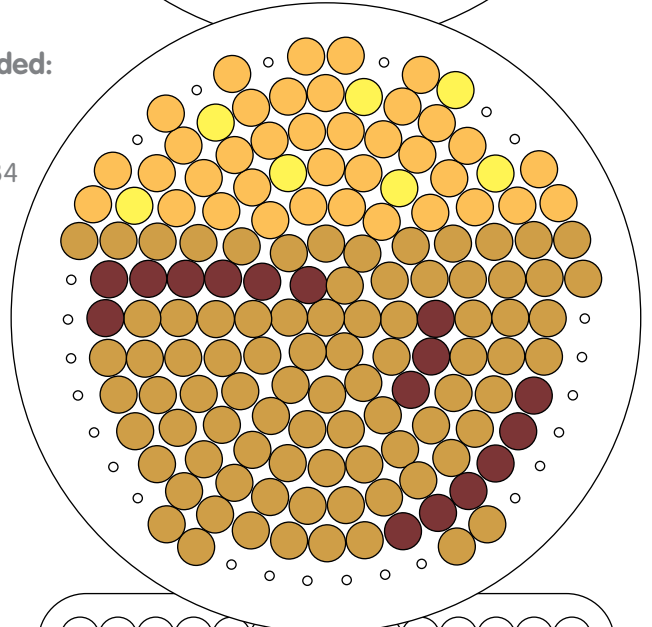
Pot of Gold

Use the small circle pegboard



Bead Color/# Needed:

- Yellow - 7
- Cheddar - 37
- Gold Metallic - 84
- Brown - 16



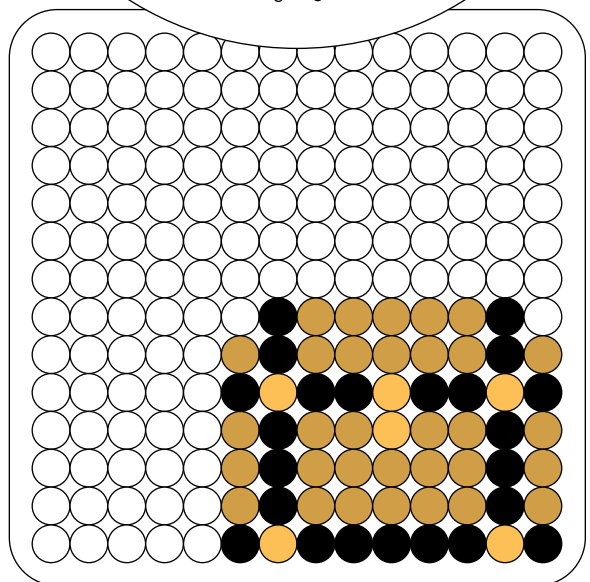
Treasure

Use the small square pegboard



Bead Color/# Needed:

- Cheddar - 6
- Gold Metallic - 32
- Black - 17



Continued on next page

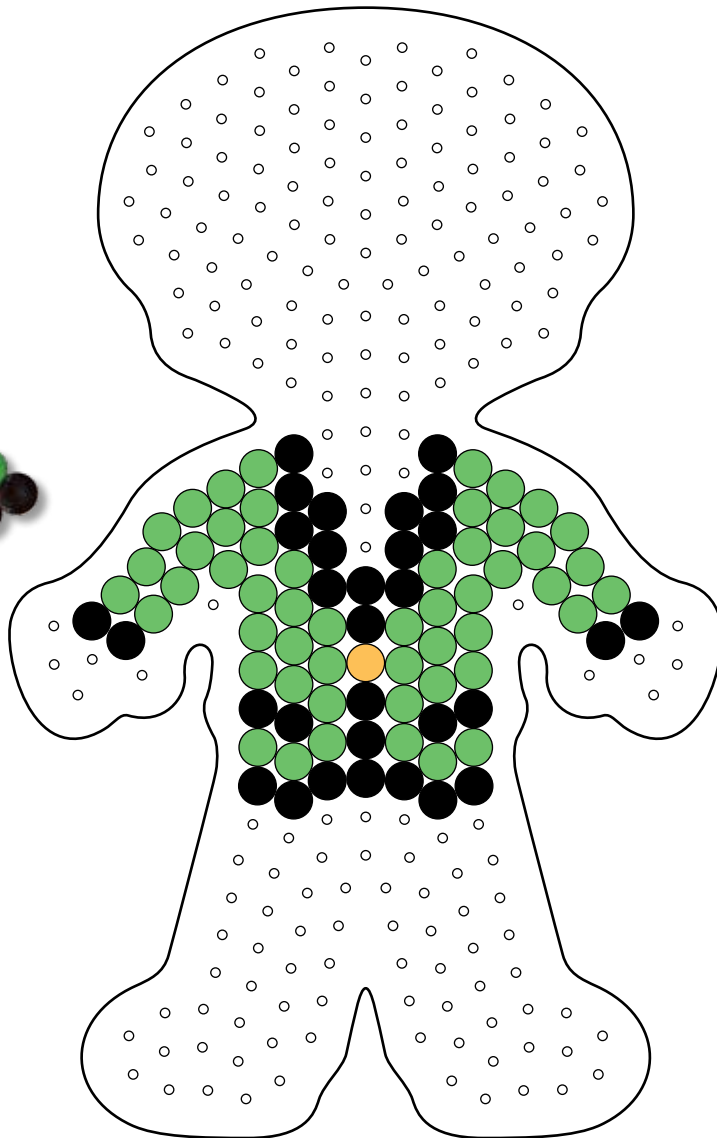
Leprechaun's Coat

Use the large boy pegboard



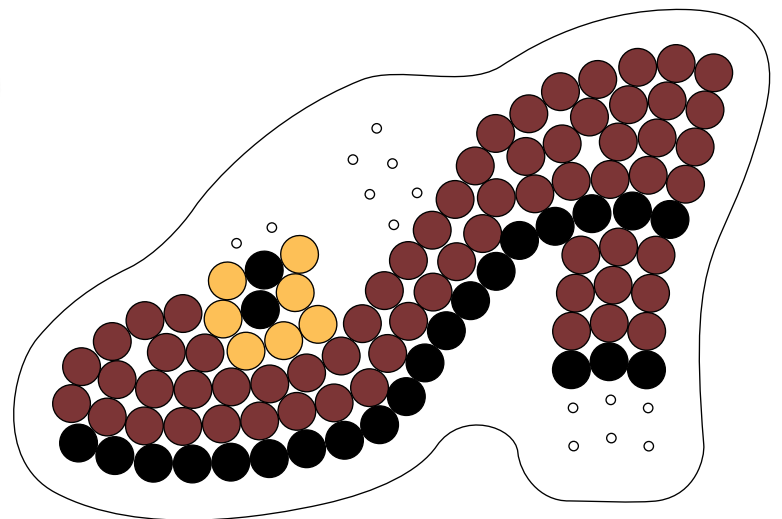

Bead Color/# Needed:

- Cheddar - 1
- Green - 52
- Black - 31



Shoe

Use the shoe pegboard



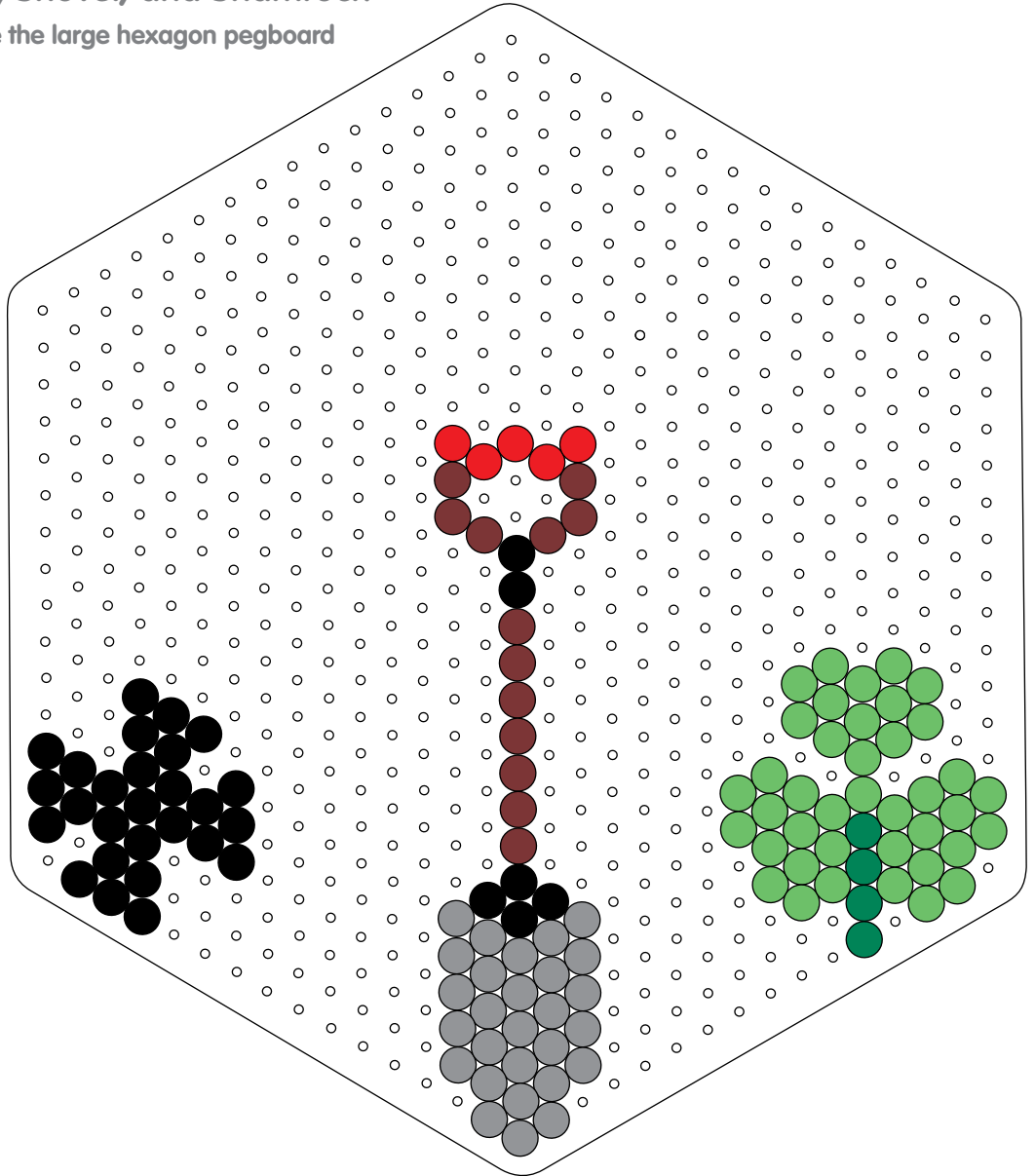
Bead Color/# Needed:

- Cheddar - 7
- Brown - 64
- Black - 24




Continued on next page

Spot, Shovel, and Shamrock

Use the large hexagon pegboard



Bead Color/# Needed:

-  Red - 5
-  Green - 40
-  Dark Green - 4
-  Brown - 13
-  Grey - 28
-  Black - 33

Continued on next page

Warning: Parents - the ironing must be done by an adult only. Some irons may emit steam. Please keep children at a safe distance.




Spot, Shovel, and Shamrock

Use the large heart pegboard

Bead Color/# Needed:



- Hot Coral - 23
- Yellow - 21
- Kiwi Lime - 18
- Light Blue - 14
- Purple - 11
- White - 29








The Leprechaun's Hat Trick!

Long ago, a  named  came upon a  busy making a  (as they often do).






  , being clever and hard working, save every  and hide them in secret places. Knowing this,  sneaked up on the little , grabbed him by his  and caught him up with a snap!

 commanded, "Lead me to your !"

Since he must be truthful, the  had no choice but to lead  to a large field of  and show him the  where he had buried his .

However,  had not brought anything to dig with. To mark the , he used the leprechaun's  and made the little man promise not to move it until he came back with a .

When  returned, the  had disappeared (as they always do), and to the boy's surprise, the field was covered with hundreds of   all exactly alike!

He never saw the  again. To this day,  sits near that  field wishing for a  which (as everyone knows) could lead him to that !

Patrick

young boy

Leprechaun

coin

hat

pot
of gold

coat

treasure

shamrock

shovel

rainbow

spot

shoe