


Tic-Tac-Toe



You Will Need:

- A Biggie Beads Peg Board
- Bucket of Biggie Beads

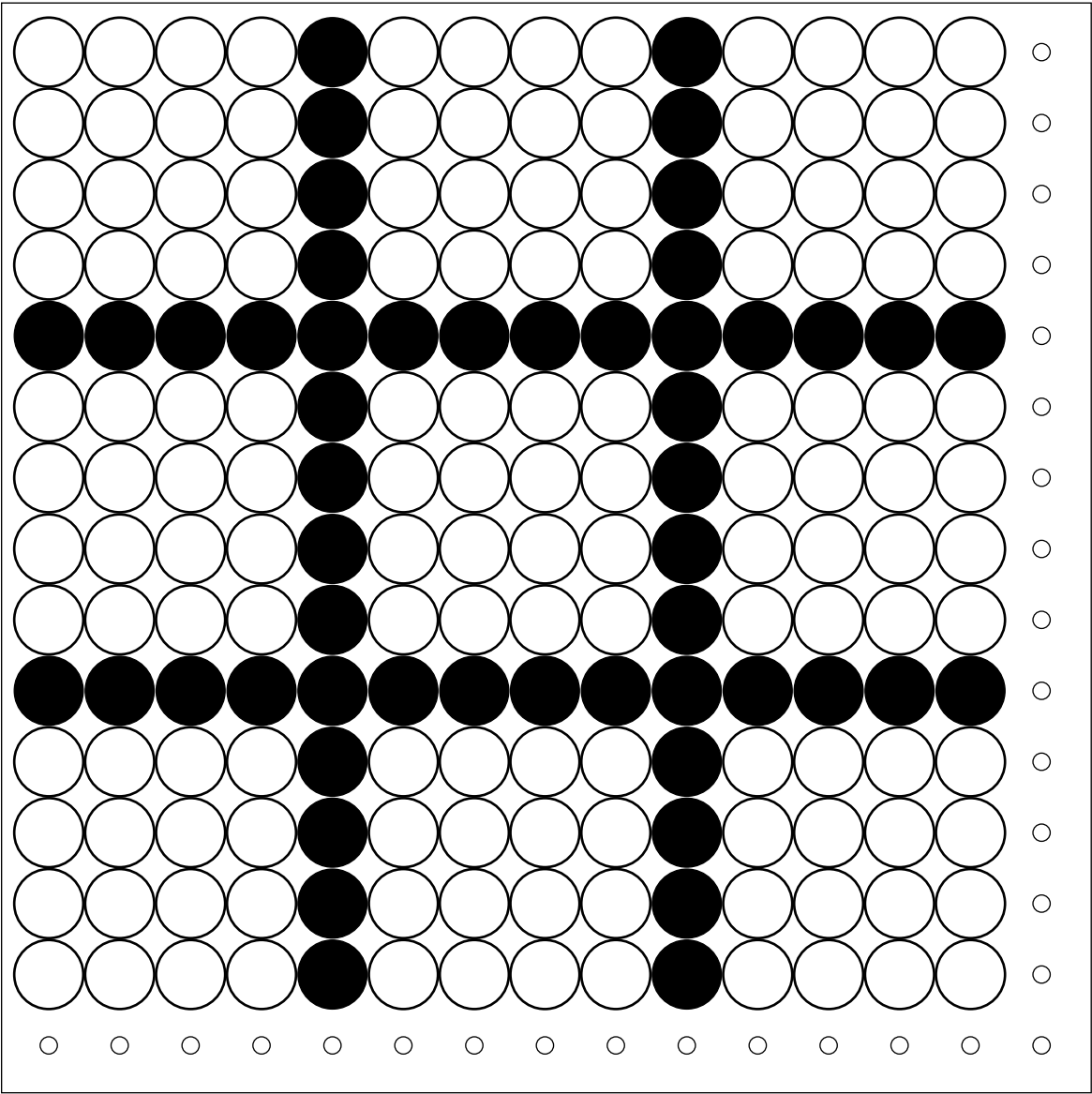
Instructions


1. Place your beads on the peg board as shown.
2. Ask an adult to fuse your designs—see Fusing Instructions on page 3.
3. Have fun playing this classic game!

**Tip:** Design your own unique project by changing the bead colors.

Bead Color/# Needed:


- Black - 52
- White - 144





Bead Color/# Needed:

● Light Blue - 80



**Bead Color/# Needed:**

● Purple - 60

## Fusing Instructions—Only Adults Iron



1. Place your peg board on a flat, heat-safe surface.
2. Set a household iron to the medium setting. Place ironing paper over the peg board. In a circular motion, begin to iron the project. When ironed properly, the beads will still have an open center. Let cool.
3. Remove the paper and bead design from the peg board. Flip the design over to expose the non-fused side. Repeat step two. Let cool completely.

**Note:** Beads need heat for about 20-30 seconds per side to fuse evenly. Depending on the size of the project, additional heating time may be required.