

Bead Colors








- | | | | |
|---|------|---|------|
|  Tomato | x 34 |  Kiwi Lime | x 16 |
|  Cherry | x 21 |  Shamrock | x 15 |
|  Cranapple | x 14 |  White | x 4 |
|  Honey | x 10 | | |

Diagram at right shows how to open the jump ring with the needle nose pliers. Twist the ends in opposite directions, don't pull outward to separate the ends.

