












Bead Colors

- | | | | |
|---|------|--|------|
|  Flamingo | x 22 |  Grape | x 14 |
|  Tomato | x 41 |  Lt. gray | x 30 |
|  Yellow | x 47 |  Gray | x 82 |
|  Cheddar | x 40 |  Black | x 57 |
|  Sky | x 64 |  White | x 41 |
|  Cobalt | x 35 | | |

Attach a jump ring and clasp to each design. The diagram below shows how to twist the ends of the jump ring to open it.

