








YOU WILL NEED:





Pegboards:
2 large squares

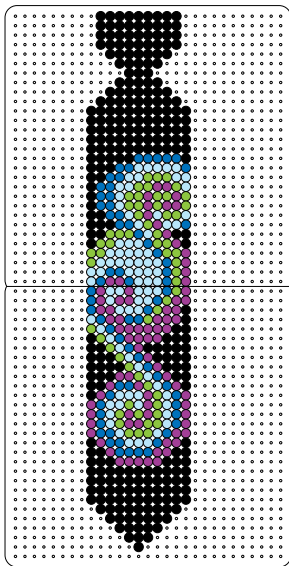
Other:
Satin cord

Bead Colors: Black Tie

-  Pastel Green - 58
-  Toothpaste - 82
-  Light Blue - 67
-  Purple - 81
-  Black - 271

Bead Colors: Red Tie

-  Red - 81
-  Cranapple - 104
-  Plum - 58
-  Silver Pearl Stripe - 260



Instructions

1. Assemble your two pegboards as shown at left. Cut out and tape together the two matching pattern pieces. Place your beads on the pegboards as shown. If you are using a clear pegboard, slide the actual-size pattern underneath it.
2. Ask an adult to fuse your designs—see below for further instructions.
3. Assembly: Start with a piece of cord cut to 24". Thread the cord from front to back through the left top corner bead, across the back of the tie, and up through the right top corner bead. Even up the ends and trim as needed.




View from the back

Fusing Instructions—Only Adults Iron




1. Place your pegboard on a flat, heat-safe surface.
2. Set a household iron to the medium setting. Place ironing paper over the pegboard. In a circular motion, begin to iron the project. Do not press down with the iron. As the beads begin to fuse, you will see circles of the beads start to show through the paper. When ironed properly, the beads will still have an open center. Let the design cool.
3. Remove the paper and bead design from the peg board. Flip the design over to expose the non-fused side. Repeat step two. Let cool completely.

NOTE: Beads need heat for about 10-20 seconds per side to fuse evenly. Lift the paper occasionally to see how the beads are fusing. Depending on the size of the project, additional heating time may be required. **DO NOT OVER-IRON** the beads as it will make the centers of the beads close and can make the assembly you do with your project more challenging.




Bead Colors: Black Tie

-  Pastel Green
-  Toothpaste
-  Light Blue
-  Purple
-  Black



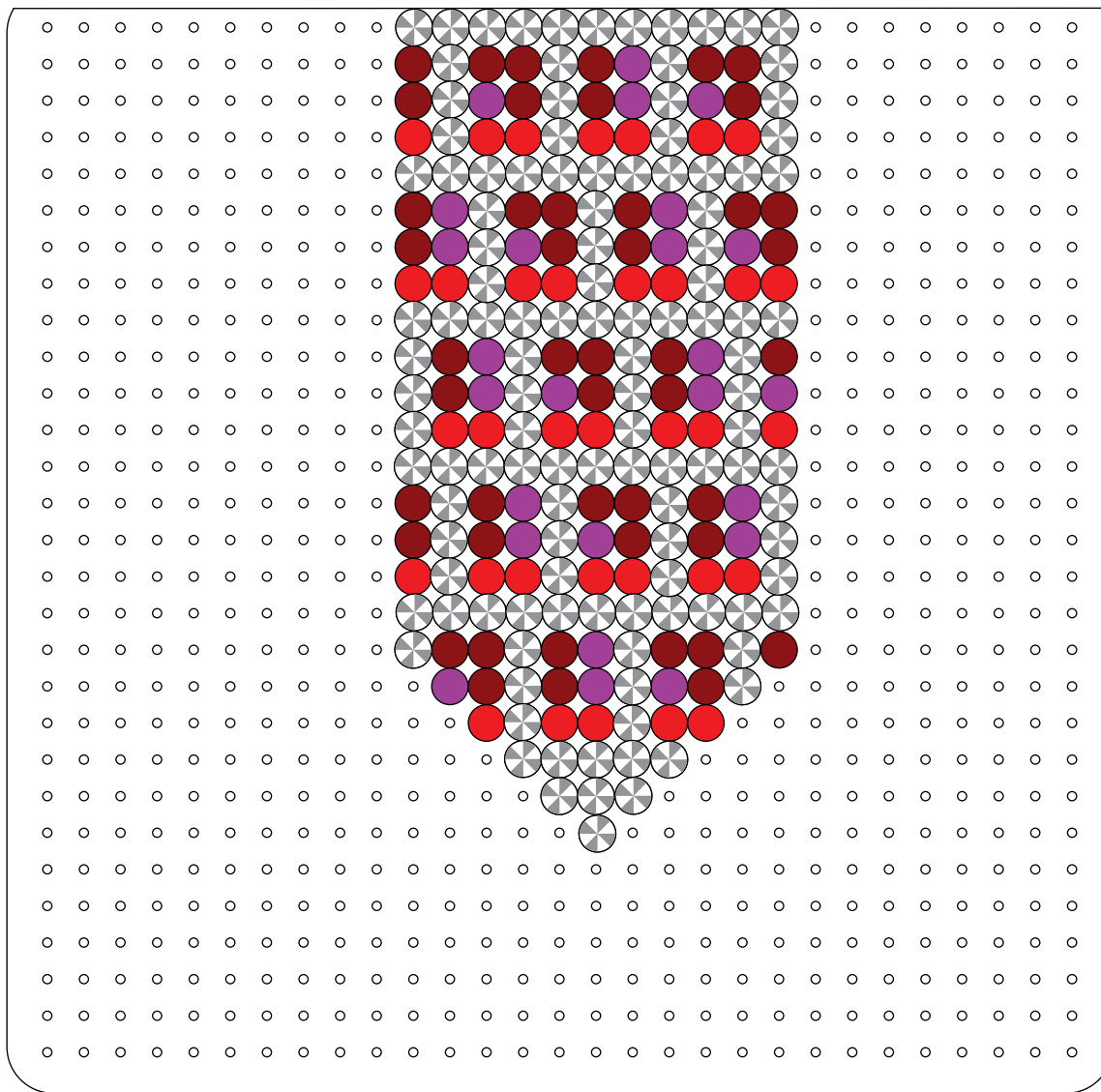
Bead Colors: Black Tie

-  Pastel Green
-  Toothpaste
-  Light Blue
-  Purple
-  Black



Bead Colors: Red Tie

-  Red
-  Cranapple
-  Plum
-  Silver Pearl Stripe



Bead Colors: Red Tie

- Red
- Cranapple
- Plum
- Silver Pearl Stripe